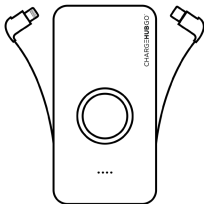


CHARGEHUBGO+™

WIRELESS POWER BANK + CHARGE CABLES



User Manual

Table of Contents

Safety Information.....	1-3
Introduction / What's Included.....	4
Components.....	5
Operation Instructions.....	6-14
How to Charge the ChargeHubGO+.....	6
How to Charge a Mobile Device using the USB Charging Port.....	7-8
How to Charge a Mobile Device using the Wireless Charging Pad.....	8-9
How to Charge a Mobile Device using the Built-In Type-C Cable.....	10
How to Charge a Mobile Device using the Built-In Reversible Cable.....	11-12
How to Check the ChargeHubGO+ Battery Power Level.....	13
Charging Note.....	14
Overdraw Protection.....	15
Declaration of Conformity / Exposure Statement.....	16
Recommended Accessories.....	17
Technical Specifications.....	18
Limited Warranty.....	19-26
Consumer Rights & Arbitration Agreement.....	27-31
Copyright Notice.....	33
FCC Notice.....	35

Safety Information

By using the ChargeHubGO+, you hereby agree that Limitless Innovations, Inc., an Illinois corporation and its affiliates (“Limitless”) shall have no liability for any losses associated with property damage, personal injury or loss of life that are incurred by you or by any third party in connection with or relating in any manner whatsoever to your use of the ChargeHubGO+. By using the ChargeHubGO+, you hereby agree at all times to comply fully with all safety warnings, operating instructions and general safety information in this user manual. By using the ChargeHubGO+, you further agree to hold harmless Limitless, (and Limitless’ officers, directors, shareholders and employees) in connection with any losses sustained by you (including, without limitation, losses arising in whole or in part from property damage, personal injury or loss of life) relating in any manner whatsoever to your use of the ChargeHubGO+.

Safety Information cont'd

SAFETY WARNINGS

- Please keep the ChargeHubGO+ and all accessories out of reach of small children.
- Do **NOT** use third party power supplies or non-approved adapters with the ChargeHubGO+.
- Do **NOT** attempt to open the outer casing of the ChargeHubGO+.
- Do **NOT** clean the ChargeHubGO+ with harsh chemicals and keep the ChargeHubGO+ away from liquids.
- Do **NOT** expose the ChargeHubGO+ to extreme temperatures.
- Do **NOT** paint or apply coatings to the ChargeHubGO+, as you might affect moving parts or damage internal components.
- Do **NOT** attempt to replace the battery as it is a non-serviceable part.
- Do **NOT** stick foreign objects in any port/opening of the ChargeHubGO+. Doing so may cause electric shock.

Safety Information cont'd

- Do **NOT** attempt to disassemble or repair the ChargeHubGO+. Contact customer service for technical assistance at (855) 843-4828.
- Do **NOT** dispose of the ChargeHubGO+ with general waste. Contains Lithium Ion battery. Batteries should be recycled or disposed of, as per state and local guidelines.
- Do **NOT** force a connector into a port. Always check for obstructions in the port.
- Do **NOT** use the ChargeHubGO+ if it has been submerged in water, punctured, or subjected to a severe fall.
- If this device is accessible to or may be used by a minor, purchasing adult agrees to be solely responsible for providing supervision, instruction, and warnings. Purchaser agrees to defend, indemnify, and hold Limitless Innovations harmless for any claims or damages arising from unintended use or misuse by a minor.

Introduction

The ChargeHubGO+ is an all-in-one charging solution that can power virtually any device on-the-GO! The power bank features a wireless charging pad, a USB charging port, and 2 built-in charging cables that are compatible with Micro, Lightning™, and Type-C devices. The powerful 5000 mAh battery capacity will keep devices charged without needing any additional accessories!

Note: The ChargeHubGO+ may not be compatible with all USB chargeable devices.

WHAT'S INCLUDED:

1x ChargeHubGO+

1x User Manual

1x Micro Cable



ChargeHubGO+



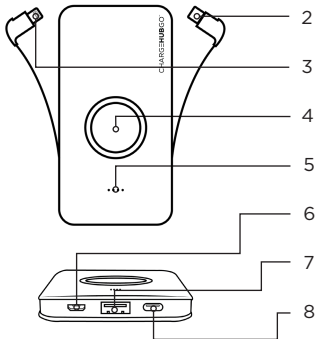
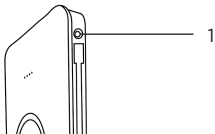
User Manual



20IN Micro Cable

Components

1. Power Button
2. Type-C Cable
3. Micro/Lightning™ Reversible Cable
4. Wireless Charging Pad
5. LED Indicator Lights
6. Micro Port (Input)
7. USB Charging Port (Output)
8. Type-C Port (Input)

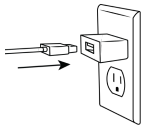


CHARGEHUBGO+

5

Operation Instructions

HOW TO CHARGE THE CHARGEHUBGO+



- 1 Plug the USB end of your Charging Cable into a 5V/2A USB wall adapter.
(not included)



- 2 Plug the Micro Connector of your Charging Cable into the Micro Charging Port on the ChargeHubGO+. The Battery Level Indicator Lights will illuminate.

NOTE:

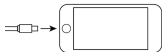
This ChargeHubGO+ can also be charged with a Type-C Cable using the Type-C Port (Input).

Operation Instructions cont'd

HOW TO CHARGE A MOBILE DEVICE USING THE USB CHARGING PORT

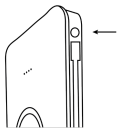


- 1 Plug the USB end of a Charging Cable into the USB Charging Port on the ChargeHubGO+.



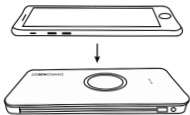
- 2 Plug the opposite end of the Charging Cable into your mobile device.

Operation Instructions cont'd



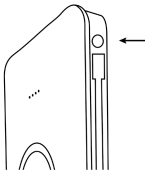
- 3 Press the Power Button to turn on the ChargeHubGO+. The Battery Level Indicator Lights will illuminate and your device will begin to charge.

HOW TO CHARGE A MOBILE DEVICE USING THE WIRELESS CHARGING PAD



- 1 Place your compatible device on top of the Wireless Charging Pad.

Operation Instructions cont'd



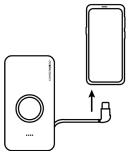
- 2 Press the Power Button to turn on the ChargeHubGO+. The Battery Level Indicator Lights will illuminate and your device will begin to charge.

NOTE:

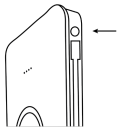
If the device does not immediately begin to charge, you may need to adjust the positioning on top of the Wireless Charging Pad until there is a successful connection.

Operation Instructions cont'd

HOW TO CHARGE A MOBILE DEVICE USING THE BUILT-IN TYPE-C CABLE



- 1 Remove the Type-C Connector from the side of the ChargeHubGO+. Plug the Type-C Connector into your mobile device.

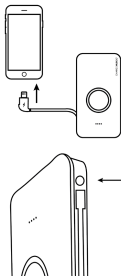


- 2 Press the Power Button to turn on the ChargeHubGO+. The Battery Level Indicator Lights will illuminate and your device will begin to charge.

Operation Instructions cont'd

HOW TO CHARGE A MOBILE DEVICE USING THE BUILT-IN REVERSIBLE CABLE

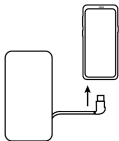
LIGHTNING™



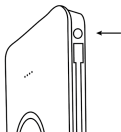
- 1 Remove the Reversible Cable from the side of the ChargeHubGO+. Plug the Reversible Cable into your mobile device with the Lightning Bolt Icon facing the same direction as the screen of your device.
- 2 Press the Power Button to turn on the ChargeHubGO+. The Battery Level Indicator Lights will illuminate and your device will begin to charge.

Operation Instructions cont'd

MICRO



BACK VIEW



- 3 Remove the Reversible Connector from the side of the ChargeHubGO+. Plug the Connector into your mobile device with the Lightning Bolt Icon facing the bottom of the Micro Charging Port on your device.

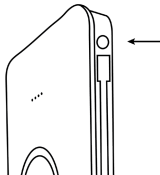
- 4 Press the Power Button to turn on the ChargeHubGO+. The Battery Level Indicator Lights will illuminate and your device will begin to charge.

NOTE:

For additional assistance,
please contact: (855) 843-4828 or
Support@LimitlessInnovations.com

Operation Instructions cont'd

HOW TO CHECK THE CHARGEHUBGO+ BATTERY POWER LEVEL



- 1 Press the Power Button once to view the Battery Level Indicator Lights. See chart below to determine approximate amount of battery available in your ChargeHubGO+.

NOTE:

The ChargeHubGO+ will automatically turn off after approximately 30 seconds of being idle.

LED Power Key	Blue ●●●●	Blue ○●●●	Blue ○○●●	Blue ○○○●
Approx. Capacity Remaining	100-76%	75%-51%	50%-26%	<25%

Operation Instructions cont'd

CHARGING NOTE

Charging times may vary by device. It is recommended to only charge one device at a time. The ChargeHubGO+ has a max total output of 15W. Exceeding these limits may cause the ChargeHubGO+ to go into overdraw protection. Refer to page 15 for additional information.

Overdraw Protection

When multiple devices are connected, the ChargeHubGO+ may, at times, reach its maximum charge capacity causing the connected devices to charge at a slower rate. If this occurs, remove a connected device to resume optimal charge.

Declaration of Conformity

Hereby, Limitless Innovations, declares that the ChargeHubGO+ is in compliance with the essential requirements and other relevant provisions of 2014/53/EU.

The full text of the EU declaration of conformity is available at the following internet address: **LimitlessInnovations.com/Certifications/Doc-Go.pdf**

Exposure Statement

The ChargeHubGO+ meets RF exposure guidelines when used against the head or when positioned at least 5mm away from the body. When a carry case, belt clip or other form of device holder is used for body-worn operation, it should not contain metal and should provide at least the above stated separation distance from the body.

Limitless Innovations
4800 Metalmaster Way, McHenry, IL 60050
(855) 843-4828

Recommended Accessories

- **CableLinx USB Cables**
- **ChargeHub USB Charging Stations**

It is critical to use ChargeHub-branded power supplies and approved adapters, only. Use of non-approved ChargeHub products may cause safety hazards and damage your personal electronic devices under charge. For a list of approved ChargeHub accessories, visit our website at:

LimitlessInnovations.com/Shop

Technical Specifications

Specifications	ChargeHubGO+	Units
Micro / Type-C Input	5V / 2A	Volts / Amps
Battery Capacity	5000mAh	Milliampere Hour
USB Output	5V / 2A	Volts / Amps
Charging Cable Output	5V / 2A	Volts / Amps
Wireless Output	5V / 1A 5W	Volts / Amps Watts
Total Power	15W	Watts

Limited Warranty

Your use of the product shall at all times require you to comply with all terms, conditions of use, instructions and recommendations set forth within the User Manual and the ChargeHub Terms and Conditions found at:

Manual: LimitlessInnovations.com/Manual/ChargeHubGO.pdf

Warranty Terms and Conditions: LimitlessInnovations.com/Warranty-Terms-and-Conditions/ChargeHubGO

Are you having issues with your ChargeHub product?
Contact our support team today at:

LimitlessInnovations.com/Support or call us at (855) 843-4828

Limited Warranty cont'd

Subject to the exclusions contained below, Limitless Innovations, Inc. (“Limitless”) warrants the ChargeHub product to be free from defects in materials and workmanship under normal consumer usage for a period of one (1) year from the date of original purchase, (the “ChargeHub Limited Warranty”). As utilized herein, the term “ChargeHub” (or the singular, ChargeHub product) shall include all products set forth above in the what’s included section of this User Manual that may be sold by Limitless now or in the future.

This ChargeHub Limited Warranty is a consumer’s sole and exclusive remedy regarding any express warranty claim by a consumer and is subject to the exclusions on the following pages:

Limited Warranty cont'd

Exclusions: The ChargeHub Limited Warranty shall not apply in the event of the occurrence of any of the following:

1. Normal Wear and Tear. The ChargeHub Limited Warranty shall not apply to cover the maintenance, repair and/or replacement of parts or the ChargeHub products due to normal wear and tear by the consumer.

2. Abuse and Misuse. The ChargeHub Limited Warranty shall not cover defects or damage that result in whole or in part from: (a) improper operation, storage, misuse or abuse, accident or neglect by the consumer (including, without limitation, physical damage, cracks and scratches to the surface of the ChargeHub product; (b) contact with liquid, water, rain, extreme humidity or heavy perspiration, sand, dirt or the like, extreme heat, or food; (c) use of the ChargeHub product for commercial purposes; (d) subjecting the ChargeHub product to abnormal usage or conditions; and/or (d) other acts which are not the sole and absolute fault of the ChargeHub.

Limited Warranty cont'd

3. Unauthorized Service or Modification. The ChargeHub Limited Warranty shall not cover defects or damages resulting in whole or in part from service, testing, adjustment, installation, maintenance, alteration, or modification in any way by someone other than ChargeHub or its authorized service centers.

4. Altered Products. The ChargeHub Limited Warranty shall not cover defects or damages to a ChargeHub product with; (a) serial numbers or date tags that have, at any time, been removed, altered, or obliterated; (b) broken seals or that show evidence of tampering; (c) mismatched board serial numbers; or (d) non-conforming or non-ChargeHub housings, or components.

5. Communication Services. Defects, damage, or the failure of the ChargeHub products due to any communication service or signal you may subscribe to or use with the ChargeHub product or software.

Limited Warranty cont'd

WHO IS COVERED?

This warranty extends only to the first consumer purchaser and is not transferable to any third party nor applicable to any subsequent owner other than the first consumer purchaser.

WHAT WILL CHARGEHUB DO?

If Limitless determines, in its sole and absolute discretion, that a claim is subject to the ChargeHub Limited Warranty, it will, at its sole option, repair or replace the ChargeHub product or alternatively, it will, in its discretion, refund the purchase price of any ChargeHub products or software. The ChargeHub product replacement will be with a functionally equivalent reconditioned / refurbished / pre-owned or new ChargeHub product or part.

For additional information, visit us at:

LimitlessInnovations.com/Support or call us at (855) 843-4828

Limited Warranty cont'd

WHO DO I CONTACT TO MAKE A CLAIM?

In the event of any warranty claim under the ChargeHub Limited Warranty, you can contact the telephone number below or provide a written correspondence to the address below at which time and in response thereto, you will receive instructions on how to ship any ChargeHub product at your expense, to a Limitless authorized repair center. To obtain service, you must include: (a) a copy of your receipt, bill of sale or other comparable proof of purchase; (b) a written description of the problem; (c) the name if your service provider, if applicable; and (d) your mailing address, email address and telephone number.

Mailing Address (Please call (855) 843-4828 first to obtain RMA #)

Limitless Innovations, Inc. | 4800 Metalmaster Way | McHenry, IL 60050

WHAT OTHER LIMITATIONS ARE THERE?

ANY WARRANTY CLAIM SHALL BE LIMITED TO LIMITLESS COST OF MATERIAL ON THE CHARGEHUB PRODUCT DETERMINED TO HAVE A MANUFACTURER'S DEFECT.

Limited Warranty cont'd

IN NO EVENT SHALL LIMITLESS BE LIABLE TO ANY PARTY FOR ANY LABOR COSTS OR ANY OTHER DIRECT, INDIRECT, CONSEQUENTIAL, INCIDENTAL OR SPECIAL DAMAGES, WHETHER IN CONTRACT OR TORT AND LIMITLESS EXPRESSLY DISCLAIMS LIABILITY FOR ANY DAMAGES OF ANY KIND ARISING UNDER ANY THEORY OF LAW WHATSOEVER. THE PERFORMANCE OF THE CHARGEHUB PRODUCT DEPENDS ON THE PURCHASER'S ADHERENCE TO MANUFACTURER PRODUCT INSTRUCTIONS AND LIMITLESS WILL NOT BE RESPONSIBLE TO PURCHASER FOR ANY DEVIATIONS THEREFROM. SOME STATES DO NOT ALLOW THE EXCLUSION OR LIMITATION OF INCIDENTAL OR CONSEQUENTIAL DAMAGES, SO THE ABOVE LIMITATION OR EXCLUSION REGARDING INCIDENTAL OR CONSEQUENTIAL DAMAGES MAY NOT APPLY TO YOU. ALL IMPLIED WARRANTIES, INCLUDING, WITHOUT LIMITATION, THE IMPLIED WARRANTY OF MERCHANTABILITY AND THE IMPLIED WARRANTY OF FITNESS FOR A PARTICULAR PURPOSE SHALL EXPIRE ON THE DATE WHICH IS 1 YEAR FROM THE DATE OF FIRST PURCHASE OF THE CHARGEHUB PRODUCT BY THE CONSUMER. SOME STATES DO NOT ALLOW LIMITATIONS ON HOW LONG AN IMPLIED WARRANTY LASTS, SO THE ABOVE LIMITATION MAY NOT APPLY TO YOU.

Limited Warranty cont'd

WITH RESPECT TO THAT PERIOD OF TIME BEYOND THE CHARGEHUB 1 YEAR LIMITED WARRANTY PERIOD, LIMITLESS DISCLAIMS AND FURTHER MAKES NO WARRANTY OF ANY KIND, EXPRESS OR IMPLIED, INCLUDING BUT NOT LIMITED TO, ANY WARRANTY OF MERCHANTABILITY OR WARRANTY OF FITNESS FOR A PARTICULAR PURPOSE. PLEASE NOTE THIS CHARGEHUB LIMITED WARRANTY GIVES YOU SPECIFIC LEGAL RIGHT, AND YOU MAY ALSO HAVE OTHER RIGHTS WHICH VARY FROM STATE TO STATE.

NATIONAL STATUTORY RIGHTS

CONSUMERS IN SOME JURISDICTIONS MAY HAVE LEGAL RIGHTS UNDER APPLICABLE NATIONAL LEGISLATION GOVERNING THE SALE OF CONSUMER GOODS, INCLUDING, WITHOUT LIMITATION, NATIONAL LAWS IMPLEMENTING EC DIRECTIVE 99/44. THESE RIGHTS ARE NOT AFFECTED BY THE WARRANTIES IN THIS LIMITED WARRANTY.

Consumer Rights & Arbitration Agreement

YOUR USE OF THE CHARGEHUB SHALL BE GOVERNED BY THIS CONSUMER RIGHTS AND ARBITRATION AGREEMENT, ("AGREEMENT"). THIS AGREEMENT AFFECTS YOUR LEGAL RIGHTS AND REMEDIES BY PROVIDING THAT DISPUTES BETWEEN YOU AND THE MANUFACTURER OF THIS PRODUCT, LIMITLESS INNOVATIONS, INC., AN ILLINOIS CORPORATION ("LIMITLESS"), MUST BE RESOLVED THROUGH BINDING ARBITRATION, RATHER THAN IN A COURT. PLEASE READ THIS AGREEMENT CAREFULLY AS YOU ACCEPT THE TERMS OF THIS AGREEMENT BY RETAINING THE PRODUCT(S) PURCHASED IN CONNECTION WITH THIS AGREEMENT ("PRODUCT") FOR MORE THAN FOURTEEN (14) DAYS. IF YOU DO NOT AGREE TO THE TERMS OF THIS AGREEMENT AND YOU PURCHASED THE PRODUCT DIRECT FROM LIMITLESS (VIA WEB OR TELEPHONE), CALL (855) 843-4828 TO COORDINATE THE RETURN THE PRODUCT TO LIMITLESS WITHIN FOURTEEN (14) DAYS OF RECEIPT AT NO COST TO YOU. IF YOU PURCHASED THE PRODUCT ELSEWHERE, WITHIN FOURTEEN (14) DAYS OF PURCHASE YOU MUST CALL (855) 843-4828 AND THEN, ALSO WITHIN THIS SAME FOURTEEN (14) DAY PERIOD, RETURN THE PRODUCT TO THE POINT OF PURCHASE. FOR ANY QUESTIONS RELATED TO THE ABOVE, PLEASE CALL (855) 843-4828.

Consumer Rights & Arbitration Agreement cont'd

RESOLUTION OF CLAIMS OR DISPUTES

Any claim or dispute between you and Limitless arising out of or relating in any way to the Product or this Agreement shall be resolved through final, binding arbitration. This arbitration obligation applies regardless of whether the claim or dispute involves a tort, fraud, misrepresentation, product liability, negligence, violation of a statute, or any other legal theory. Both you and Limitless specifically acknowledge and agree that you waive your right to bring a lawsuit based on such claims or disputes and to have such lawsuit resolved by a judge or jury.

LIMITATION OF LEGAL REMEDIES

All arbitrations under this Agreement shall be conducted only on an individual (and not a class-wide) basis and an arbitrator shall have no authority to award class-wide relief. You acknowledge and agree that this Agreement specifically prohibits you from commencing arbitration proceedings as a representative of others or joining in any arbitration proceedings brought by any other person.

Consumer Rights & Arbitration Agreement cont'd

ARBITRATION PROCEDURES

Before commencing any arbitration proceedings under this Agreement, you must first present the claim/dispute to Limitless by calling (855) 843-4828, providing requested contact information and allowing Limitless the opportunity to resolve it. If your claim or dispute is not resolved within sixty (60) days, you may commence arbitration proceedings in accordance with the terms of this Agreement. The arbitration of claim(s)/dispute(s) under this Agreement shall be pursuant to the American Arbitration Association's ("AAA") United States Commercial Dispute Resolution Procedures and Supplementary Procedures for Consumer-Related Disputes (see www.adr.org for their rules and procedures). The arbitration of any claim/dispute under this Agreement shall be in the State of Illinois or the location in which you received this Agreement. All administrative expenses of arbitration proceedings under this Agreement shall be divided equally between you and Limitless, except that: (a) if the claim/dispute subject to the arbitration proceedings is less than ten thousand dollars (US \$10,000), you will be responsible for no more than one hundred twenty-five dollars (US \$125) in administrative expenses;

Consumer Rights & Arbitration Agreement cont'd

(b) if the claim or dispute subject to the arbitration proceedings is more than ten thousand dollars (US \$10,000), but less than seventy-five thousand dollars (US \$75,000), you will be responsible for no more than three hundred seventy-five dollars (US \$375) in administrative expenses; and (c) if the claim/dispute subject to the arbitration proceedings is more than seventy-five thousand dollars (US \$75,000), then you will be responsible for administrative expenses in accordance with the Commercial Fee Schedule provided by the AAA. You acknowledge and agree that each party shall pay the fees and costs of its own counsel, experts and witnesses.

CHOICE OF LAW & SEVERABILITY

This Agreement shall be governed by the United States Federal Arbitration Act and the laws of the state of Illinois. If any provision of this Consumer Rights and Arbitration Agreement is declared or found to be unlawful, unenforceable or void, such provision will be ineffective only to the extent that it is found unlawful, unenforceable or void and the remainder shall remain fully enforceable.

Consumer Rights & Arbitration Agreement cont'd

EXPORT LAW ASSURANCES

This product is controlled under the export regulations of the United States of America. The Government of the United States of America may restrict the exportation or re-exportation of this product to certain destinations. For further information contact the U.S. Department of Commerce and International Trade Commission.

Copyright Notice

All ChargeHub products and information shared in this manual are protected by copyright. Copying, reproducing, reverse engineering or distributing any information of ChargeHub-related product hardware or software without a formal and written authorization and license from Limitless Innovations, Inc. is prohibited and may result in legal action to the full extent of the law.

FCC Notice

NOTE: This equipment has been tested and found to comply with the limits for a Class B digital device, pursuant to Part 15 of the FCC Rules. These limits are designed to provide reasonable protection against harmful interference in a residential installation. This equipment generates, uses and can radiate radio frequency energy and, if not installed and used in accordance with the instructions, may cause harmful interference to radio communications.

However, there is no guarantee that interference will not occur in a particular installation. If this equipment does cause harmful interference to radio or television reception, which can be determined by turning the equipment off and on, the user is encouraged to try to correct the interference by one or more of the following measures:

- Reorient or relocate the receiving antenna.
- Increase the separation between the equipment and receiver.
- Connect the equipment into an outlet on a circuit different from that to which the receiver is connected.
- Consult the dealer or an experienced radio/TV technician for help.

WARNING: Changes or modifications to this unit not expressly approved by the party responsible for compliance could void the user's authority to operate the equipment.

CHARGE≡HUBGO+™

WIRELESS POWER BANK + CHARGE CABLES

All rights reserved. ChargeHub is a trademark of Limitless Innovations, Inc. Design and specifications subject to change without notice. All other trademarks included herein are property of their respective owners. Cable adapters sold separately. Electronic devices not included.

Innovated in USA | Made in China

Phone: (855) 843-4828

Email: Sales@LimitlessInnovations.com

Website: LimitlessInnovations.com

© Limitless Innovations, Inc.